



For over 15 years, Constellation Schools: Lorain Community Middle has provided students with a well-rounded educational program that integrates character education and social-emotional learning into daily lessons. Teachers are committed to educating the whole child utilizing methods and strategies that are developmentally appropriate

and focus on lifelong learning.

The award-winning middle school partners with parents and community organizations to extend learning beyond the classroom. The school sets high standards for both academics and behavior with character education and school citizenship programs. Additionally, students benefit from extracurricular activities, field trips, and community partnerships.

MISSION STATEMENT

To provide every child an opportunity to obtain an excellent education built on a foundation of character education for life long success.

GRADES SERVED

5-8

STUDENTS SERVED

106

PRINCIPAL

Michelle Riley

ASSISTANT PRINCIPAL

Kaleena Radeff

EXECUTIVE PRINCIPAL

Brian Belmont

REGIONAL VICE PRESIDENT

Sarah O'Bryan

SCHOOL YEAR OPENED

2006-07

MANAGED BY ACCEL

2021-22

AUTHORIZER

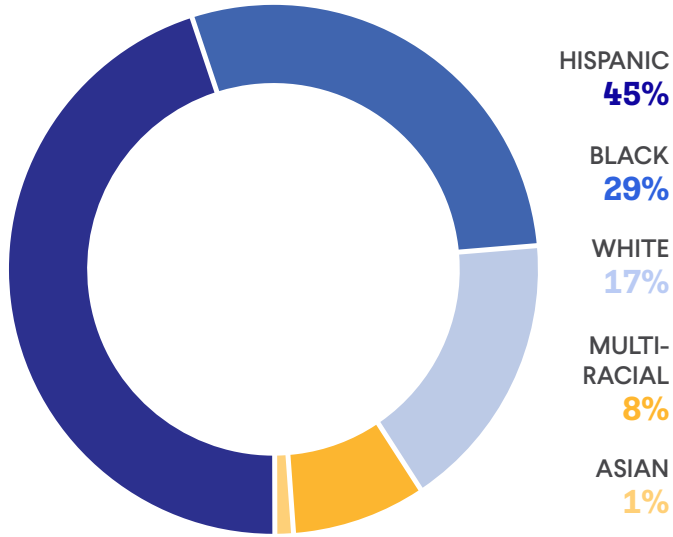
Buckeye Community

Hope Foundation



2023-24
ANNUAL REPORT

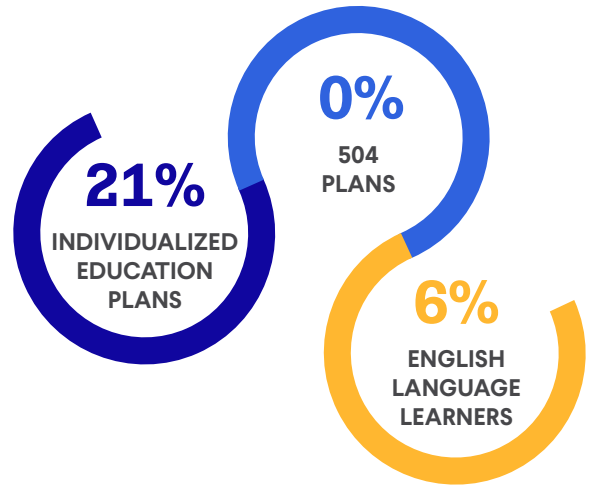
STUDENT DEMOGRAPHICS



88
AVERAGE DAILY ENROLLMENT

88%
AVERAGE DAILY ATTENDANCE

SPECIAL POPULATIONS



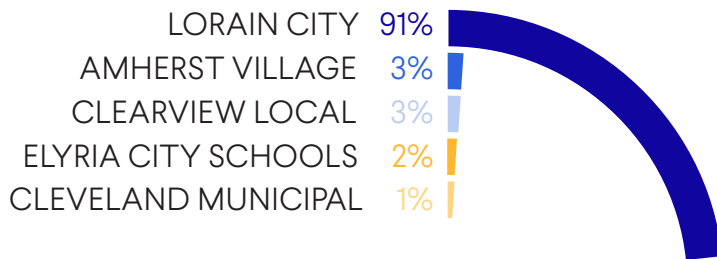
100% ECONOMICALLY DISADVANTAGED

13% STUDENT MOBILITY RATE

0% UNHOUSED



DISTRICTS OF RESIDENCE



INSTRUCTIONAL & SUPPORT STAFF



STATE REPORT CARD

PERFORMANCE INDEX SCORE 52.1	OVERALL RATING ★★
ACHIEVEMENT COMPONENT ★	PROGRESS COMPONENT ★★
GAP CLOSING COMPONENT ★	

ACHIEVEMENT BY PERFORMANCE LEVEL

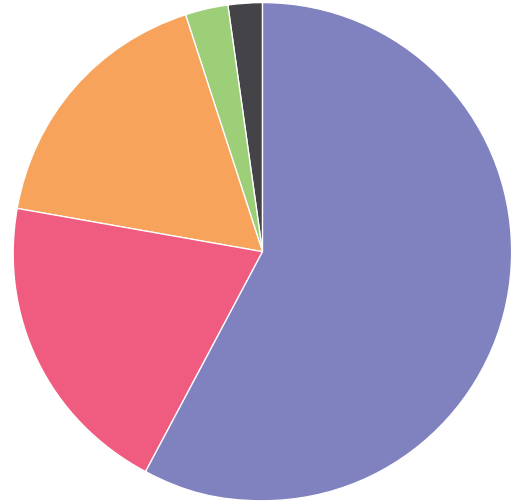
LIMITED
58%

BASIC
20%

PROFICIENT
17%

ACCOMPLISHED
3%

ADVANCED
2%



PROGRESS COMPONENT RATINGS BY SUBJECT & GRADE LEVEL

	ELA	Math	Science
5th Grade	Students made less academic growth than state expected	Students made less academic growth than state expected	Students made less academic growth than state expected
6th Grade	Students met state expectations in academic growth	Students met state expectations in academic growth	Value Added data is not available
7th Grade	Students met state expectations in academic growth	Students met state expectations in academic growth	Value Added data is not available
8th Grade	Students met state expectations in academic growth	Students met state expectations in academic growth	Students met state expectations in academic growth

- Students met state expectations in academic growth
- Students made less academic growth than state expected
- Value Added data is not available





Constellation Schools

Lorain Community Middle

JAMES TORTELLI
SCHOOL BOARD PRESIDENT

GREGORY KOZARIK
BOARD VICE PRESIDENT

DEBORAH CALLEN
BOARD SECRETARY

LAURENE PERKINS
JOSEPH SGRO
BOARD MEMBERS



AUTHORIZED BY

Buckeye Community Hope Foundation (BCHF) relies on multiple sources of data to evaluate the community school's performance including academic performance on national normed tests and academic scores published by the Department of Education & Workforce on the Local Report Card. In addition, BCHF conducts multiple onsite visits to the school throughout the year to ensure compliance with all Rule and Law, as well as the sponsorship contract. Performance results for the school will be available for the 2023-2024 school year on the BCHF website (www.bchf.org) after November 30.



FINANCIAL DATA

State Sources	1,219,469.83
Federal Sources	426,914.86
Local Sources	169,277.47
TOTAL REVENUES	\$1,815,662.16

Salaries & Wages	341,867.61
Employee Benefits	75,575.75
Purchased Services	1,059,755.12
Supplies & Materials	59,249.35
Capital Outlay	17,010.50
Other Expenses	37,489.38
TOTAL EXPENSES	\$1,590,947.71

At time of publication, 2024 fiscal year data was not available from the Ohio Auditor of State. For updated information visit: www.auditor.state.oh.us

