



Founded in 2010, Constellation Schools: Stockyard Community Middle offers a well-rounded curriculum enriched with regular instruction in technology, the arts, physical education, health, and character education.

The school culture promotes high expectations for both academics and behavior with programs to

support social and emotional growth. Extracurricular offerings include Basketball, Volleyball, and Chess Club. Students participate in community service and philanthropic projects throughout the school year, working with organizations including Cleveland Animal Protective League, Leukemia & Lymphoma Society, Juvenile Diabetes Research Foundation, and others. The award-winning school develops productive citizens who can achieve and compete in a global society.

### MISSION STATEMENT

To provide every child an opportunity to obtain an excellent education built on a foundation of character education for life long success.



GRADES SERVED  
7-8

STUDENTS SERVED  
35

PRINCIPAL  
**Stephanie Eafford**

EXECUTIVE PRINCIPAL  
**Cherie Kaiser**

REGIONAL VICE PRESIDENT  
**Sarah O'Bryan**

SCHOOL YEAR OPENED  
2010-11

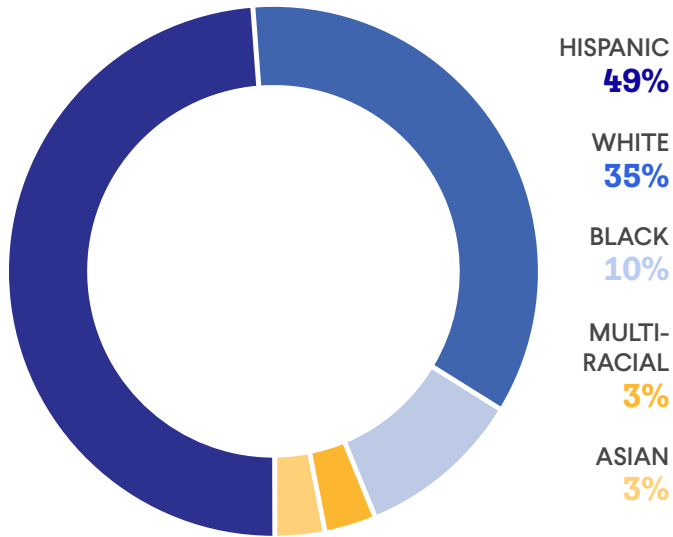
MANAGED BY ACCEL  
2021-22

AUTHORIZER  
**Buckeye Community  
Hope Foundation**



**2023-24**  
ANNUAL REPORT


## STUDENT DEMOGRAPHICS



**28**  
AVERAGE DAILY ENROLLMENT

**89%**  
AVERAGE DAILY ATTENDANCE

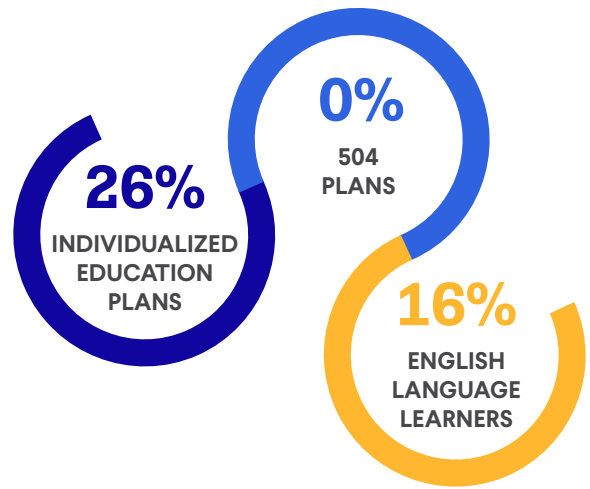
## DISTRICTS OF RESIDENCE



## INSTRUCTIONAL & SUPPORT STAFF



## SPECIAL POPULATIONS



100% ECONOMICALLY DISADVANTAGED

23% STUDENT MOBILITY RATE

0% UNHOUSED

## HIGHLIGHTS

- Provided over 1080 instruction hours, 17% more than the Ohio requirement for charter schools
- Rated 4 Stars Overall for exceeding state student growth expectations
- Rated 5 Stars in Progress for exceeding state standards
- Rated 5 Stars in Gap Closing for meeting state standards in closing educational gaps
- Hosted Horizon Summer School program
- Accredited by Cognia™

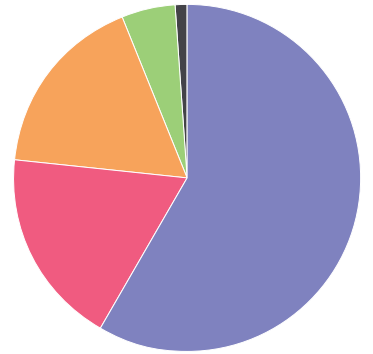
## STATE REPORT CARD

PERFORMANCE INDEX SCORE <b>52.9</b>	OVERALL RATING ★★★★★
ACHIEVEMENT COMPONENT ★	PROGRESS COMPONENT ★★★★★
GAP CLOSING COMPONENT ★★★★★	




## ACHIEVEMENT BY PERFORMANCE LEVEL

LIMITED <b>58%</b>	ACCOMPLISHED <b>5%</b>
BASIC <b>18%</b>	ADVANCED <b>1%</b>
PROFICIENT <b>18%</b>	



## YOY PERFORMANCE INDEX SCORE



## PROGRESS COMPONENT RATINGS BY SUBJECT & GRADE LEVEL

	ELA	Math	Science
7th Grade	Students significantly exceeded state expectations in academic growth	Students significantly exceeded state expectations in academic growth	Value Added data is not available
8th Grade	Students met state expectations in academic growth	Students met state expectations in academic growth	Students significantly exceeded state expectations in academic growth

■ Students significantly exceeded state expectations in academic growth  
■ Students met state expectations in academic growth  
■ Value Added data is not available



Make no mi-STEAK  
 to GET respect...  
 you must GIVE respect!



**DIANE LONGSTRETH**  
SCHOOL BOARD PRESIDENT

**GARY COUPE**  
BOARD VICE PRESIDENT

**BEVERLY NISSEL**  
BOARD SECRETARY

**ALEXIS VEGA**  
**ROBERT DOLLINGER**  
**LINDA DILLON**  
BOARD MEMBERS



**AUTHORIZED BY**

Buckeye Community Hope Foundation (BCHF) relies on multiple sources of data to evaluate the community school’s performance including academic performance on national normed tests and academic scores published by the Department of Education & Workforce on the Local Report Card. In addition, BCHF conducts multiple onsite visits to the school throughout the year to ensure compliance with all Rule and Law, as well as the sponsorship contract. Performance results for the school will be available for the 2023-2024 school year on the BCHF website ([www.bchf.org](http://www.bchf.org)) after November 30.



**FINANCIAL DATA**

State Sources	408,466.10
Federal Sources	459,014.99
Local Sources	126,351.33
<b>TOTAL REVENUES</b>	<b>\$993,832.42</b>

Salaries & Wages	137,684.06
Employee Benefits	39,443.31
Purchased Services	704,886.95
Supplies & Materials	20,742.09
Capital Outlay	53,169.77
Other Expenses	12,615.79
<b>TOTAL EXPENSES</b>	<b>\$968,541.97</b>

*At time of publication, 2024 fiscal year data was not available from the Ohio Auditor of State. For updated information visit: [www.auditor.state.oh.us](http://www.auditor.state.oh.us)*

