

# 2024-2025 ANNUAL REPORT



Lorain Community Middle, a proud member of the ACCEL Schools Network, has provided students with a well-rounded educational program that integrates character education and social-emotional learning into daily lessons. Teachers are committed to educating the whole child, utilizing methods and strategies that are developmentally appropriate and focus on lifelong learning. The award-winning middle school partners with parents and community organizations to extend learning beyond the classroom. The school sets high standards for both academics and behavior with character education and school citizenship programs. Additionally, students benefit from extracurricular activities, field trips, and community partnerships.

**Mission Statement:** Constellation Schools provide every child an opportunity to obtain an excellent education built on a foundation of character education for lifelong success.

## Board President

James Tortelli

## Board Vice President

Joseph Sgro

## Board Secretary

Deborah Callen

## Board Members

Laurene Perkins | Douglas Nissel

## Treasurer

Dave Massa

## Authorizer

Buckeye Community Hope Foundation

## Principal

Dr. Kimberly Benetto

## Regional Vice President

Sarah O'Bryan

## Grades Served

5-8

## Students Served

98

## School Year Opened

2006-07

## Managed By Accel Since

2021-22



# 2024-2025 ANNUAL REPORT

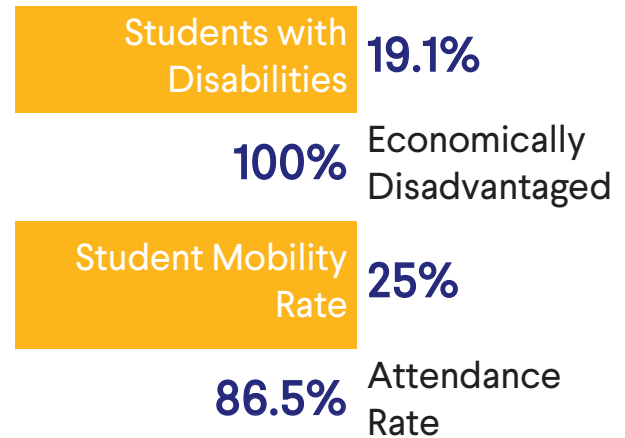
## Student Demographics



HISPANIC  
**45.1%**  
BLACK  
**28.5%**  
WHITE  
**17%**  
OTHER  
**9.4%**

NOTE: If Enrollment is less than 10, results are Not Calculated (NC)

## Special Populations



## Progress towards Goals

The percent proficient in ELA on the state assessment decreased from 35.1% in SY2024 to 21.3% in SY2025.

The percent proficient in Math on the state assessment decreased from 12.8% in SY2024 to 9% in SY2025.

Discipline occurrences from SY2024 to SY2025 decreased by 40%.

## Our Academic Goals

**#1** By FY2028, the overall percentage of students reaching proficiency or above on state tests in English Language Arts and Mathematics will increase by 30%.

**#2** By June 2028, the performance of students will improve by decreasing the discipline occurrences by 15%.

## State Report Card

Performance Index Score 49.6	Overall Rating ★★
Achievement Component ★	Early Literacy Component NC
Progress Component ★★	Gap Closing Component ★★



# 2024-2025 ANNUAL REPORT



## Constellation Schools Lorain Community Middle

### iReady Reading

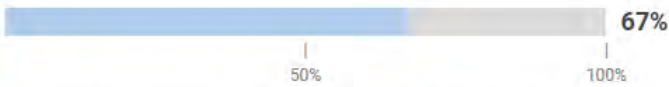
Progress to Annual Typical Growth (Median)



The median percent progress towards Typical Growth for this school is 63%. Typical Growth is the average annual growth for a student at their grade and baseline placement level.

### iReady Mathematics

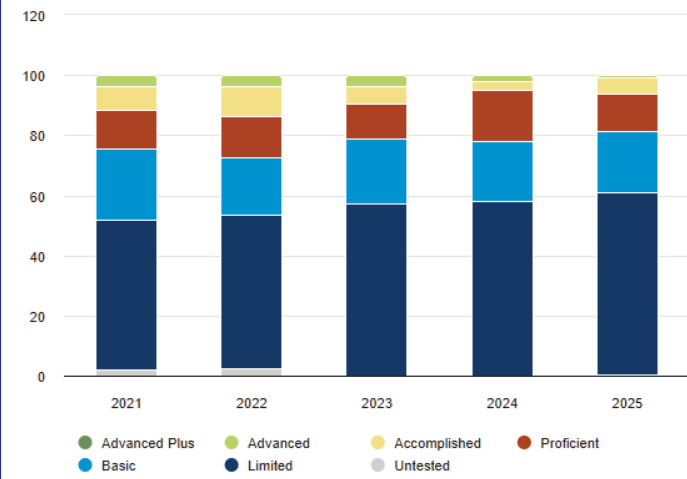
Progress to Annual Typical Growth (Median)



The median percent progress towards Typical Growth for this school is 67%. Typical Growth is the average annual growth for a student at their grade and baseline placement level.

### Percent Proficient at Lorain Community Middle School

Proficiency trends show the percentage of tested students in each performance level over time.



### OUR HIGHLIGHTS

- Participated in the volleyball championship, where they placed in second place
- PBIS with Minute to Win It Games as incentives.
- Jim Basketball Jones beginning of year assembly.
- Spirit Weeks
- Staff Member of the Month
- Sports teams and Clubs offered.
- Family and Community Events
- Heritage Celebrations

# 2024-2025 ANNUAL REPORT



## Financial Data

State Sources	1,180,127
Federal Sources	209,675
Local Sources	83,590
<b>Total Revenue</b>	<b>\$1,473,392</b>
Salary & Wages	290,693
Employee Benefits	97,567
Purchased Services	690,467
Supplies & Materials	63,169
Capital Outlay	-
Other Expenses	715
<b>Total Expenses</b>	<b>\$1,142,611</b>

(1) Numbers in \$M

(2) At the time of publication, 2025 fiscal year data was not available from the Ohio Auditor of State. For updated information visit: [www.auditor.state.oh.us](http://www.auditor.state.oh.us)



## Sponsor Statement:

Buckeye Community Hope Foundation (BCHF) relies on multiple sources of data to evaluate the community school's performance including academic performance on national normed tests and academic scores published by the Department of Education & Workforce on the Local Report Card. In addition, BCHF conducts multiple onsite visits to the school throughout the year to ensure compliance with all Rule and Law, as well as, the sponsorship contract. Performance results for the school will be available for the 2024-2025 school year on the BCHF website ([www.bchf.org](http://www.bchf.org)) after November 30.