

2024-2025 ANNUAL REPORT



Puritas Community Middle School, a proud member of the Constellation school network, offers a continuous K-8 education where students experience a well-rounded curriculum enriched with regular instruction in technology, the arts, physical education, health, and character education. The school culture promotes high expectations for both academics and behavior with programs to support social and emotional growth. Extracurricular

offerings include Art Club, Chess Club, MS Basketball, Science Club, Student Council, Tutoring, Volleyball, Game Club and Spirit Squad. Students attend field trips each year to various educational venues such as Playhouse Square, Cleveland Aquarium, and Hale's Farm plus the annual eighth grade trip to Washington, DC. The award-winning school partners with parents and community organizations to support and extend learning beyond the classroom.



Mission Statement: Constellation Schools provide every child an opportunity to obtain an excellent education built on a foundation of character education for lifelong success.

Board President

Linda Dillon

Board Vice President

Gary Coupe

Board Secretary

Beverly Nissel

Board Members

Robert Dollinger | Peggy Coy

Treasurer

Dave Massa

Authorizer

Buckeye Community Hope Foundation

Principal

Vicki Marshall

Regional Vice President

Sarah O'Bryan

Grades Served

5-8

Students Served

94

School Year Opened

2006-07

Managed By Accel Since

2021-22



2024-2025 ANNUAL REPORT

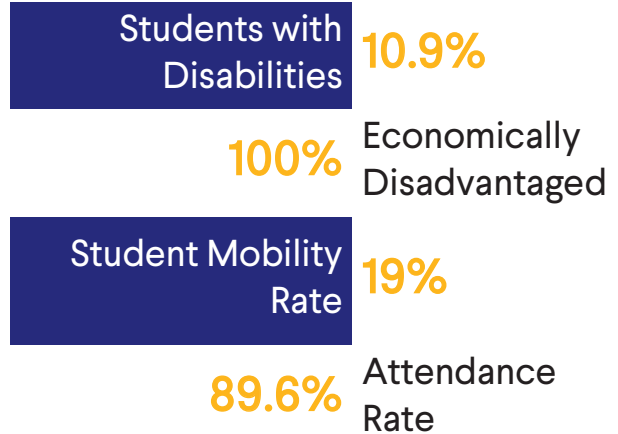
Student Demographics



HISPANIC
37.2%
BLACK
32.3%
OTHER
17.5%
WHITE
13%

NOTE: If Enrollment is less than 10, results are Not Calculated (NC)

Special Populations



Progress towards Goals

The percent proficient in ELA on the state assessment increased from 40.4% in SY2024 to 46.4% in SY2025.

The percent proficient in Math on the state assessment decreased from 17% in SY2024 to 14.3% in SY2025.

Discipline occurrences from SY2024 to SY2025 decreased by 46%.

Our Academic Goals

#1 By FY2028, the overall percentage of students reaching proficiency or above on state tests in English Language Arts and Mathematics will increase by 30%.

#2 By June 2028, the performance of students will improve by decreasing the discipline occurrences by 15%.

State Report Card

Performance Index Score 63.4	Overall Rating ★★★
Achievement Component ★★	Early Literacy Component NC
Progress Component ★★★	Gap Closing Component ★★★



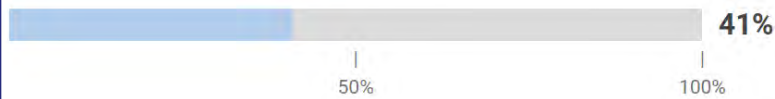
2024-2025 ANNUAL REPORT



Constellation Schools Puritas Community Middle

iReady Reading

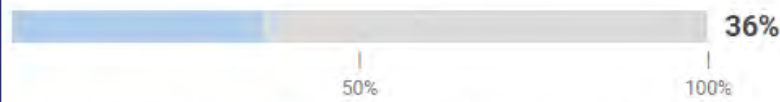
Progress to Annual Typical Growth (Median)



The median percent progress towards Typical Growth for this school is 41%. Typical Growth is the average annual growth for a student at their grade and baseline placement level.

iReady Mathematics

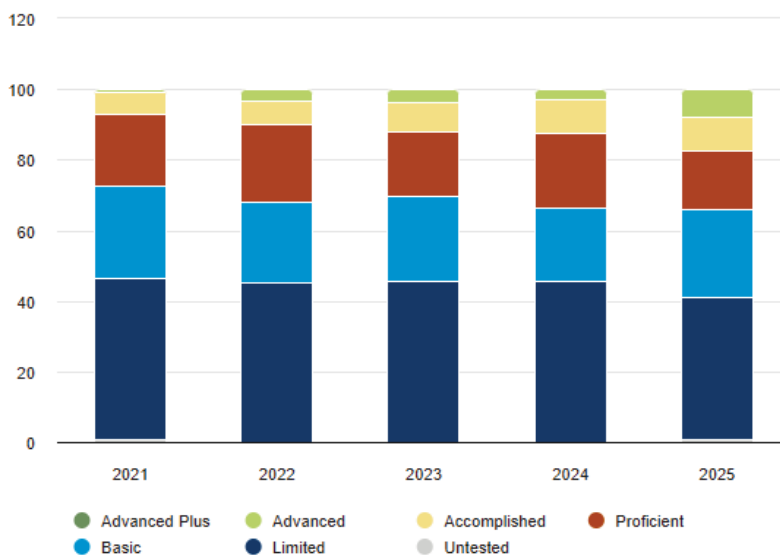
Progress to Annual Typical Growth (Median)



The median percent progress towards Typical Growth for this school is 36%. Typical Growth is the average annual growth for a student at their grade and baseline placement level.

Percent Proficient at Puritas Community Middle School

Proficiency trends show the percentage of tested students in each performance level over time.



OUR HIGHLIGHTS

- Rated 3 Stars in Progress for meeting state standards.
- Recognized by ACCEL Schools as a Gold School for strong enrollment & academic excellence
- Campus improvements include a new lighted sign, installation of panic buttons, new PA system
- Accredited by Cognia™
- Ms. Galmarini won The Cleveland Cavaliers Head of the Class for January.
- Field Trips
- Spirit Weeks
- Strong PBIS Program
- Heritage Celebrations
- Student Achievement Incentives
- Clubs and Sports
- Attendance Awards
- Community Partnerships
- Father's Walk
- Trunk or Treat
- Staff Member of the Month
- Family Movie Nights
- Reading Initiatives

2024-2025 ANNUAL REPORT



Financial Data

State Sources	1,073,148
Federal Sources	297,103
Local Sources	100,012
Total Revenue	\$1,470,264
Salary & Wages	415,857
Employee Benefits	120,963
Purchased Services	895,740
Supplies & Materials	77,957
Capital Outlay	81,982
Other Expenses	17,224
Total Expenses	\$1,609,723

(1) Numbers in \$M

(2) At the time of publication, 2025 fiscal year data was not available from the Ohio Auditor of State. For updated information visit: www.auditor.state.oh.us

Sponsor Statement:

Buckeye Community Hope Foundation (BCHF) relies on multiple sources of data to evaluate the community school's performance including academic performance on national normed tests and academic scores published by the Department of Education & Workforce on the Local Report Card. In addition, BCHF conducts multiple onsite visits to the school throughout the year to ensure compliance with all Rule and Law, as well as, the sponsorship contract. Performance results for the school will be available for the 2024-2025 school year on the BCHF website (www.bchf.org) after November 30.