

# 2024-2025 ANNUAL REPORT



Westpark Community Elementary School, a proud member of the Accel Schools Network, is one of the top-performing schools in Cleveland. The school offers a well-rounded curriculum enriched with regular instruction in technology, the arts, physical education, health, and

character education. The school culture promotes high expectations for both academics and behavior, with programs to support social and emotional growth. Students experience small class sizes and have a range of sports, clubs, and extracurricular activities. Students attend field trips each year to various educational venues, including the Natural History Museum, the Cleveland Art Museum, the Cleveland Metroparks Zoo, Swings & Things, and Playhouse Square. Additionally, families benefit from before and after-school care and free tutoring. The award-winning school partners with parents and community organizations to support and extend learning beyond the classroom.



**Mission Statement:** Constellation Schools provide every child an opportunity to obtain an excellent education built on a foundation of character education for lifelong success.

Board President

Charles Ledger

Board Vice President

Bogusia Chmielewski

Board Secretary

Donna Stelter

Board Members

Rodney Spencer | Thomas Bonner

Treasurer

Dave Massa

Authorizer

Educational Service Center of Lake Erie West

Principal

Jean M. Rizi

Regional Vice President

Sarah O'Bryan

Grades Served

K-4

Students Served

211

School Year Opened

2001-02

Managed By Accel Since

2021-22



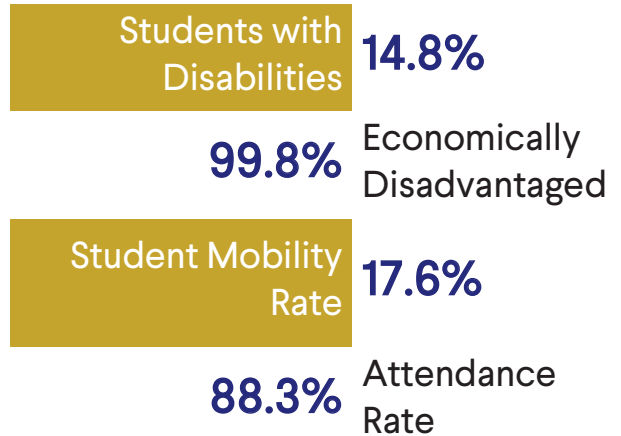
# 2024-2025 ANNUAL REPORT

## Student Demographics



WHITE  
37.4%  
HISPANIC  
30.7%  
BLACK  
23.1%  
OTHER  
8.8%

## Special Populations



NOTE: If Enrollment is less than 10, results are Not Calculated (NC)

## Progress towards Goals

The percent proficient in ELA on the state assessment decreased from 64.8% in SY2024 to 56.6% in SY2025.

The percent proficient in Math on the state assessment decreased from 70.5% in SY2024 to 57.8% in SY2025.

Discipline occurrences from SY2024 to SY2025 remained at the same low level.

## Our Academic Goals

**#1** By FY2028, the overall percentage of students reaching proficiency or above on state tests in English Language Arts and Mathematics will increase by 30%.

**#2** By FY2028, the performance of students will improve by decreasing the discipline occurrences by 15%.

## State Report Card

Performance Index Score 79.6	Overall Rating ★★★★
Achievement Component ★★★	Early Literacy Component ★★
Progress Component ★★★★★	Gap Closing Component ★★★



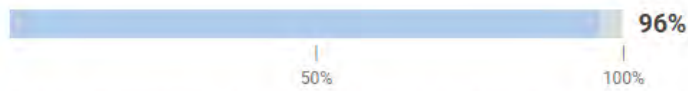
# 2024-2025 ANNUAL REPORT



## Constellation Schools Westpark Community Elementary

### iReady Reading

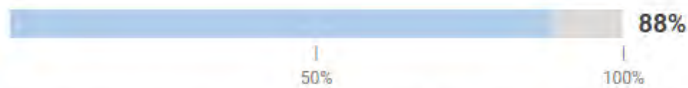
Progress to Annual Typical Growth (Median)



The median percent progress towards Typical Growth for this school is 96%. Typical Growth is the average annual growth for a student at their grade and baseline placement level.

### iReady Mathematics

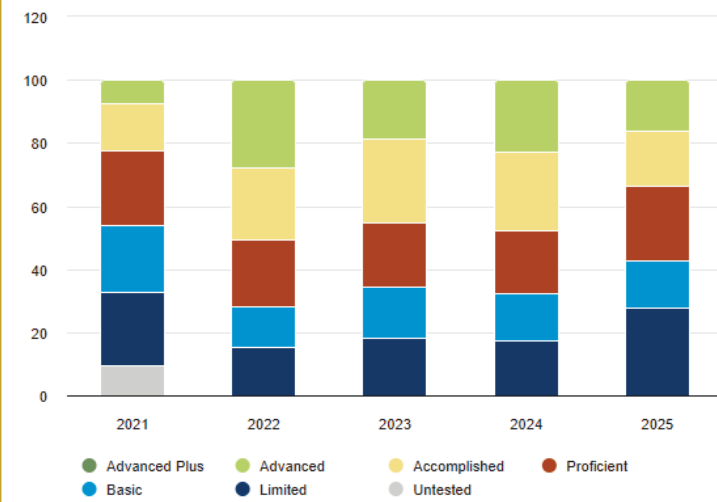
Progress to Annual Typical Growth (Median)



The median percent progress towards Typical Growth for this school is 88%. Typical Growth is the average annual growth for a student at their grade and baseline placement level.

### Percent Proficient at Westpark Community Elementary School

Proficiency trends show the percentage of tested students in each performance level over time.



### OUR HIGHLIGHTS

- Ranked #2 Charter School in Ohio.
- We earned the Accely Gold Star Award.
- Scores in the Top 15% of Ohio Charter Schools
- We provide ELL tutoring and Bellefaire mental health services.
- We have an after-school program hosted by Horizon, where parents can pick up their child at 6pm.
- We have an active PTO that plans fun activities for students and families throughout the year.

We met the following 11.6 Goals set by the Educational Service Center of Lake Erie West:

- Traditional Ohio State School State Report Cards: Overall Rating, Achievement Component, Performance Index, Progress Component, Gap Closing Component, Promotion to 4th Grade & PBIS
- School Academic Achievement Targets & Metrics: Nationally-Normed Assessment Achievement K-8 Reading & Nationally-Normed Assessment Achievement K-8 Math
- School Academic Growth Targets & Metrics: Nationally-Normed Assessment Growth K-12 Math
- School Fiscal Performance Targets & Metrics: Ratio Assets to Liabilities, Unrestricted Days Cash, Current Year Enrollment Variance, Total Expense Variance, Sponsor Financial Reporting, & Audit Findings
- School Governance Performance Targets & Metrics: Required # of Regular Board Meetings, Required # of Board Members, Proper Meeting Notice, Required Board Member Training, & Board Members Attendance
- Compliance/Organizational & Operational Performance Targets & Metrics: On-Time Records Submissions, Accuracy of Records Submissions, 5-Year Forecast Submission, Annual Budget, Annual Report, Emergency Management Plan, Out of School Suspension K-3, & Out of School Suspension 4-8

# 2024-2025 ANNUAL REPORT



## Financial Data

State Sources	3,269,074
Federal Sources	399,301
Local Sources	454,413
<b>Total Revenue</b>	<b>\$4,122,788</b>

Salary & Wages	1,047,367
Employee Benefits	384,563
Purchased Services	1,237,739
Supplies & Materials	227,912
Capital Outlay	211,680
Other Expenses	443,444
<b>Total Expenses</b>	<b>\$3,552,705</b>

(1) Numbers in \$M

(2) At the time of publication, 2025 fiscal year data was not available from the Ohio Auditor of State. For updated information visit: [www.auditor.state.oh.us](http://www.auditor.state.oh.us)

## Sponsor Statement:

The Educational Service Center of Lake Erie West (ESCLEW) served as sponsor for Constellation Schools: Westpark Community Elementary during the 2024-2025 school year. ESCLEW monitored the school's academic and fiscal performance, as well as the organization and operation of the school, and determined that the school was overall compliant.